

ACCESSORIES

Chamberlain offers a full range of accessories for your garage door opener for added safety and convenience.

Extra Remote Controls

With rolling code security technology, your private security code is pre-programmed at the factory never to be repeated.



Single Channel Remote Control Transmitter with Rolling Code

Opens your garage door with a single button. Can be mounted in your car using the visor clip. Suited to ML700/750 and MLR500/750. **84330AML.**



3-Channel Mini Remote Control Transmitter with Rolling Code

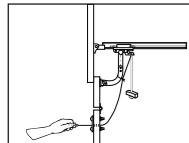
A miniature version of our standard size remote control. Small enough to fit in your pocket, handbag, or on a keychain. Suited to ML700/750 and MLR500/750. **84335AML.**

Enhanced Safety



The Protector System™

Projects an invisible beam across door opening and automatically reverses door if anything interrupts it while the door is going down. **770AML.**



Emergency Quick Release Lock

A manual key release system which disengages the motor from outside the garage door. A necessity for a garage without access doors. **1702AML.**

ACCESSORIES

Optional Control Devices



Wireless Keyless Entry with Rolling Code

Easy Secure access. Enter your garage from outside without using your remote control or keys by entering your 4-digit code. **8747AML.**



Multi-Function Control Panel with Illuminated Push Button

Allows you to open/close your garage door, program remotes and operate opener lights. Locks out all outside radio signals for added safety while you're away. Features adjustable light timer with 1½, 2½, 3½ and 4½ minute settings. **845AML.**



Outside Key Switch

Allows operation of your garage door opener without using a remote control. **760AML.**



Evercharge™ Standby Power Unit

Ensures the garage door remains operational in the event of a power blackout. Suits model numbers MLR500/750. **C475.**

As the world's leading garage door opener specialist, we give you more value for your money.

Chamberlain® Garage Door Openers are the strongest, most dependable systems on the market today with your choice of drive systems and the enhanced features you want most.

At Chamberlain®, we have spent years finding out what you want and need in a garage door opener system. This research has driven us to find new ways of extending product durability, reliability and quality. That's why we make more of them than any other manufacturer. In fact, over 50% of the garage door openers distributed in the world come from Chamberlain.

Each Chamberlain® model is individually tested with the industry's most advanced computerised test equipment to meet our exacting standards and to meet or exceed EU Standards.

Why you need a Garage Door Opener

- ✓ Open your garage door from the safety and security of your car
- ✓ Advanced remote controls provide anti-burglary protection
- ✓ Opener light provides added garage safety and convenience

SIMPLE TO INSTALL

Chamberlain® DIY garage door openers are designed and manufactured to be reliable, easy to install, functional and quiet.

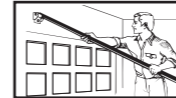
We provide a state of the art DC motor, remote controls, simple step-by-step instructions, screws and fasteners.

All you need are your own tools and time.


ML700 & ML750



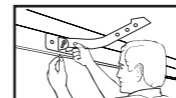
Assemble opener according to included instructions



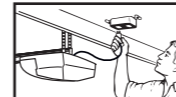
Attach rail above centre of door



Hang unit from ceiling



Attach connecting arm to bracket on door



Plug opener into electrical outlet



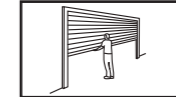
Run set-limit and auto-force learn programs

Chamberlain® reserves the right to make design or specification changes without notice.

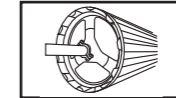
CHAMBERLAIN®

i 18 AU 1800 638 234

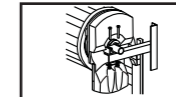
MLR500 & MLR750



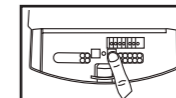
Prepare and test the door



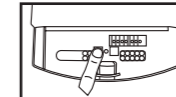
Attach the stop collar




Position opener and fasten into place



Program limit settings



Program force settings



Run door safety test

Garage Door Openers



**Advanced Safety,
Security and Convenience**

CHAMBERLAIN®
Convenience with Confidence

STANDARD FEATURES

Strength and Durability

Chamberlain® garage door openers are strong, reliable and easy to install. Engineered specifically for the DIY market, the units are available for both sectional and rolling garage doors.

Sectional Door Openers Rolling Door Openers

Strong, reliable and designed with an **ultra-quiet belt drive** or traditional chain drive.

Slim, modern and designed to fit most new or existing doors.

Engineered for Safety

Automatic Force Sensing & Safety Reverse

Reverses garage door automatically if obstructed going down, and stops door if obstructed going up.

Manual Release Handle

For manual operation of door in case of power failure.

Built-in Security

Remote Control Transmitter with Rolling Code Technology

Control your garage door from the safety and comfort of your car. Prevents code theft and code duplication ensuring your home will be safe and secure.

Simple One Touch Programming

Lets you electronically program security codes with the touch of a button.



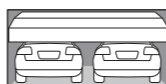
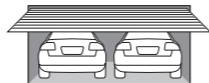
Chamberlain® Garage Door Openers meet all EU & IEC safety standards as of the date of manufacture.

ML700



1-Year Motor Warranty

- Maximum door area 12.5m² (do not exceed max. door area).
- Traditional chain drive system with C rail.
- Stores up to 12 remote control transmitters.



Includes:

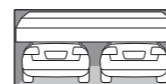
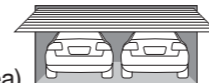
- One 3-channel mini remote control transmitter.
- One 1-channel car visor/wall mount remote control transmitter.

ML750



2-Year Motor Warranty

- Maximum door area 12.5m² (do not exceed max. door area).
- Ultra quiet belt drive system with C rail.
- Stores up to 12 remote control transmitters.



Includes:

- Two 3-channel mini remote control transmitters.
- One 1-channel car visor/wall mount remote control transmitter.

MLR500



1-Year Motor Warranty

- Maximum door area 8m² (do not exceed max. door area).
- Stores up to 64 remote control transmitters.



Includes:

- One 3-channel mini remote control transmitter.
- One 1-channel car visor/wall mount remote control transmitter.

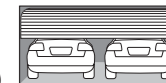


MLR750



2-Year Motor Warranty

- Maximum door area 12.5m² (do not exceed max. door area).
- Stores up to 64 remote control transmitters.

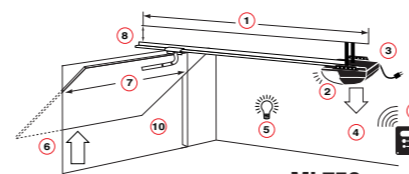


Includes:

- Two 3-channel mini remote control transmitters.
- One 1-channel car visor/wall mount remote control transmitter.

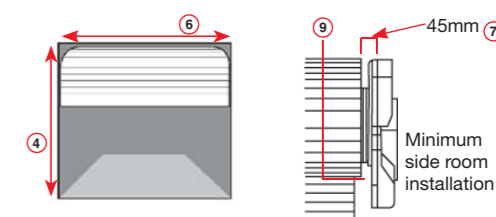


SECTIONAL DOOR TECHNICAL SPECIFICATIONS



(m ² = A x B)	ML700 with chain drive	ML750 with belt drive
1 Total length	3.2m	3.2m
2 Lighting	25W	25W
3 Input voltage	230-240/50Hz/115W	230-240/50Hz/115W
4 Hanging weight	9.0kg	9.0kg
5 Light delay time	2.5 min.	2.5 min.
6 Max pull force	600N	600N
7 Maximum width of door (A)	5.5m	5.5m
8 Minimum headroom required	30mm	30mm
9 Remote control	433MHz (Rolling Code)	433MHz (Rolling Code)
10 Maximum height of door (B)	2.2m	2.2m
11 Maximum door area (m ²)	12.5m ²	12.5m ²

ROLLING DOOR TECHNICAL SPECIFICATIONS



(m ² = A x B)	MLR500	MLR750
1 Maximum pull force	450N	500N
2 Lighting	LED	LED
3 Input voltage	230-240V/50Hz 85W	230-240V/50Hz 90W
4 Maximum height of door (A)	3.5m	3.5m
5 Light delay time	2.5 min	2.5 min
6 Maximum width of door (B)	3.5m	5.5m
7 Minimum side room	45mm	45mm
8 Remote control	433MHz (Rolling Code)	433MHz (Rolling Code)
9 Min. curtain to drum wheel dist.	50mm	50mm
10 Maximum door area (m ²)	8m ²	12.5m ²