

Merlin®

making magic



MR60

Slimline DC roller door opener for single doors up to 13.5m²

Based on Merlin's highly successful, durable and reliable MR800 series, this opener is quiet, powerful and easy to use.

DOOR TYPES: for single rolling garage doors up to 13.5m²



Single Roller

KEY BENEFITS:

Soft Start/Stop Function

The MR60 is equipped with Soft Start/Stop technology, designed to ensure smooth and quiet door operation.

Accessories Included

This opener features two handheld mini transmitters. Illustrations are provided in the 'Kit Contents' section.

See the reverse page for some optional accessories.

Courtesy lighting

Ultra-bright LED lighting illuminates your garage when the opener is activated.

Standard Merlin safety features

Automatic Safety Reverse

With its automatic safety function your garage door will stop and reverse automatically if obstructed going down or stop if obstructed going up. Your door can also be stopped and locked at any height for ventilation.

Automatic Force Sensing

Equipped with automatic force sensing, with each operation the garage door opener monitors and adjusts the force needed to open your garage door.

Manual Release

In case of power failure you can simply activate the manual release to open your garage door.

Warranty

Backed by a full 2 year / 5,000 cycle unit warranty* we stand behind our products with an after sales support team and service that we believe to be the best in the industry. We can offer this warranty because of our global quality standards, manufacturing quality and continuous improvement processes.

*Conditions Apply

KIT CONTENTS:



1 x Powerhead



2 x Three channel key ring mini-transmitters C945



1 x Weight bar

SPECIFICATIONS:

- 24V DC motor with thermal overload protection
- Input voltage: 240V AC
- Rated door area 13.5m²
- Maximum door height 4.5m
- Pulling force: 450N
- Minimum side room 45mm
- 433.92 MHz AM radio with Chamberlain Peak Detect™ rolling code technology
- Up to 64 memory registers
- Garage illumination: 10 standard ultra-bright LED lights



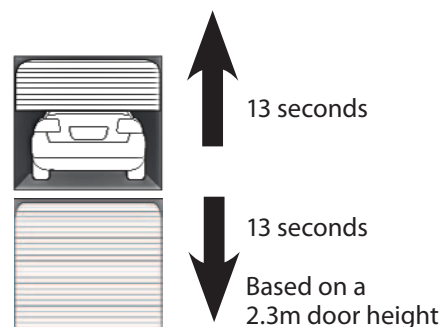

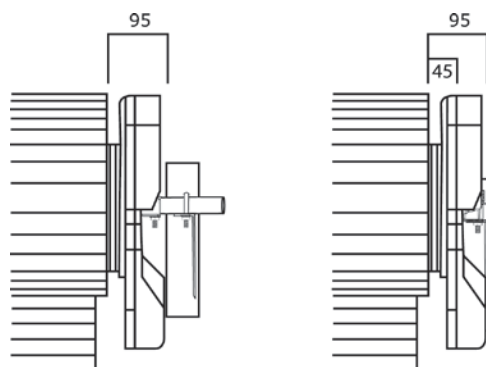
Door height

4.5m
3.0m
2.3mRated door area 13.5m²

Door width 1.7m 2.6m 3.3m

DOOR SPECIFICATIONS:

- Maximum lifting under spring tension - 20 Kgs
- Suitable for steel spring balanced doors only.

DOOR OPENING AND CLOSING TIMES**TYPICAL INSTALLATION****Side room measurements****OPTIONAL ACCESSORIES**

Motion detecting control panel.
C198



Wall or visor mounted single channel transmitter.
C940



4 channel mini-transmitter.
CM844



Protector System safety beam sensors.
C77



Wireless Keypad.
C840

...making magic

Merlin is one of a group of brand names owned and managed by the Chamberlain Group, the world's largest manufacturer of garage door openers.

As a manufacturer of some of the world's most reliable and efficient products in our market, we are determined to build on our reputation as the industry leader by exceeding our customer's expectations, providing exceptional products and services.

Our preoccupation with quality not only applies to manufacturing. We insist on high performance standards in every aspect of our business, placing quality at the forefront of everything we do in the understanding that each of us is accountable for ensuring we achieve our quality objectives.

CHAMBERLAIN®

Chamberlain ANZ

Australia: T: 1800 638 234 F: 1800 888 121

New Zealand: T: 0800 653 667 F: 0800 653 663

E: sales@chamberlainanz.com W: go-merlin.com

™ **Trademark of The Chamberlain Group, Inc.**® **Registered Trademark of the Chamberlain Group, Inc.**© **2012 The Chamberlain Group, Inc.**

M0412R014 Specifications are subject to change without prior notice.