

CHAMBERLAIN®  
**merlin**  
 more than magic



## MR650

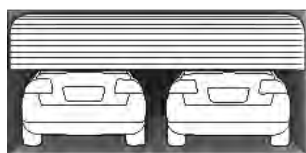
### The Versatile Slimline Roller Door Opener

#### Powerful DC roller door opener

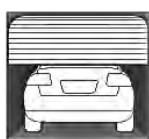
Designed in Australia for installations with minimal side room.

This opener offers modern practicality, style and power.

**DOOR TYPES:** for single or double rolling garage doors up to 12.5m<sup>2</sup>



Double Roller



Single Roller

### KEY BENEFITS:

#### Soft Start/Stop Function

The MR650 is equipped with Chamberlain Soft Start/Stop technology, designed to ensure smooth and quiet door operation.

#### Accessories Included

This opener features two handheld mini transmitters and a wireless wall button. Illustrations are provided in the 'Kit Contents' section. See the reverse page for some optional accessories.

#### Courtesy lighting

Ultra-bright LED lighting illuminates your garage when the opener is activated.

### KIT CONTENTS:



1 x Powerhead



2 x Three channel key ring mini-transmitters C945



Wireless wall button CM128



1 x Weight bar

### Standard Merlin safety features

#### Automatic Safety Reverse

With its automatic safety function your garage door will stop and reverse automatically if obstructed going down or stop if obstructed going up. Your door can also be stopped and locked at any height for ventilation.

#### Automatic Force Sensing

Equipped with automatic force sensing, with each operation the garage door opener monitors and adjusts the force needed to open your garage door.

#### Manual Release

In case of power failure you can simply activate the manual release to open your garage door.

#### Warranty

The MR650 comes with a two year general warranty. Unlimited operations for domestic use applications.

### SPECIFICATIONS:

- 24V DC motor with thermal overload protection
- Input voltage: 240V AC
- Rated door area 12.5m<sup>2</sup>
- Maximum door height 4.5m
- Pulling force: 500N
- Minimum side room 45mm
- 433.92 MHz AM radio with Chamberlain Peak Detect™ rolling code technology
- Up to 64 memory registers
- Garage illumination: 6 standard ultra-bright LEDs



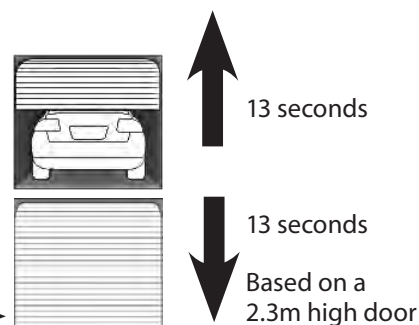

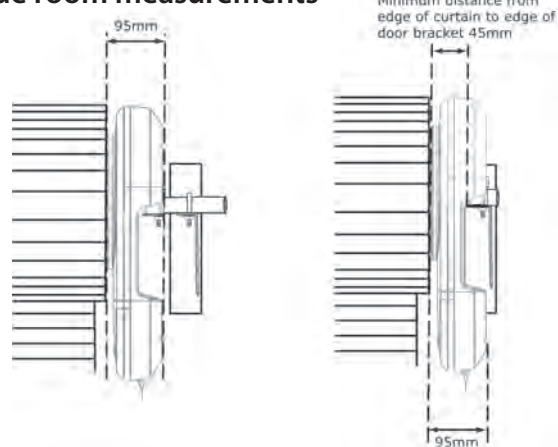
Door height

4.5m  
3.0m  
2.3mRated door area 12.5m<sup>2</sup>

Door width 2.2m 4.0m 5.4m

**DOOR SPECIFICATIONS:**

- Maximum lifting under spring tension - 20 Kgs
- Suitable for steel spring balanced doors only.

**DOOR OPENING AND CLOSING TIMES****TYPICAL INSTALLATION****Side room measurements****OPTIONAL ACCESSORIES**

Motion detecting control panel.  
**C198**



Wall or visor mounted single channel transmitter.  
**C940**



4 channel mini-transmitter.  
**CM844**



Protector System safety beam sensors.  
**C77**



Fingerprint keyless entry pad.  
**C379**



Wireless Keypad.  
**C840**

**...more than magic**

Merlin is one of a group of brand names owned and managed by the Chamberlain Group, the world's largest manufacturer of garage door openers.

As a manufacturer of some of the world's most reliable and efficient products in our market, we are determined to build on our reputation as the industry leader by exceeding our customer's expectations, providing exceptional products and services.

Our preoccupation with quality not only applies to manufacturing. We insist on high performance standards in every aspect of our business, placing quality at the forefront of everything we do in the understanding that each of us is accountable for ensuring we achieve our quality objectives.

**CHAMBERLAIN®***The Spirit of Automation***Chamberlain ANZ****Australia:** T: 1800 638 234 F: 1800 888 121**New Zealand:** T: 0800 653 667 F: 0800 653 663

E: sales@chamberlainanz.com

W: chamberlainanz.com

© 2010 The Chamberlain Group, Inc.

M0210R003

Specifications are subject to change without prior notice.